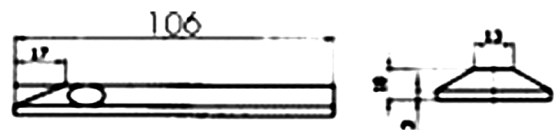
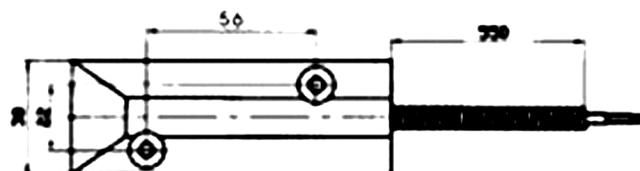


1 2 3 4 5 6 7 8

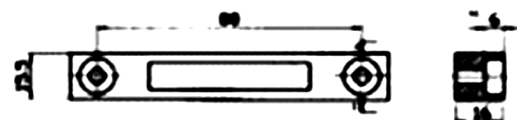
A



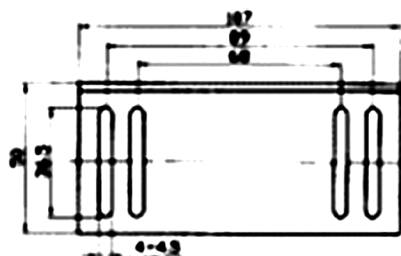
B



C

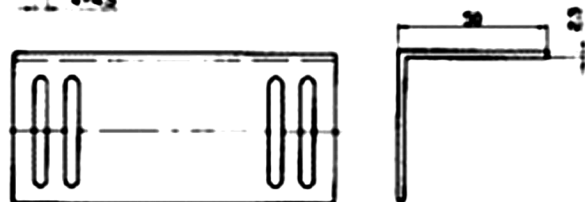


D



**BRACKET**

E



F

## Specification:

GAP: 2 1/4"

SIZE: 2" L X 5/8" H X 3/8" H

Small size with special puch-screw that insures cable never comes out of switch side

Adjustable "L" magnet aluminum bracket , can be flexibly mounted

			<b>DSW</b> NINGBO DSW AUDIO & SECURITY EQUIPMENT <a href="http://www.dswbrand.com">http://www.dswbrand.com</a>	
No.	DESCRIPTION	APPROVED	DATE	Magnetic Contacts
<small>TOLERANCES UNLESS NOTED OTHERWISE</small> X ± XX ± XXX ± 90° FORMED ±2° ANGLES ±1° FIRST ANGLE PROJECTION		APPROVALS	DATE	<b>BMC-958</b>
		DRAWN		UNIT
		CHECKED		mm
		APPROVED	04.01.16	SCALE NOT TO SCALE
				SHEET
				VER 1.0

1 2 3 4 5 6 7 8