

Model No. : EMLS68B

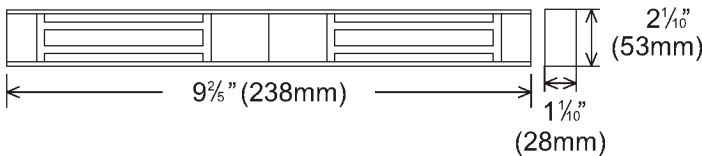
Holding Force: 350kg

• FEATURES:

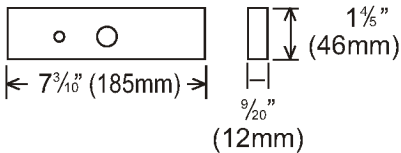
- * Perfect for all kinds of doors, specially for exit-door and fire-resistant door.
- * Anodized aluminum Housing.
- * 12 VDC or 24VDC.
- * No residual magnetism.
- * Detachable mounting bracket.
- * Aetachable mounting bracket.
- * MOV surge protection
- * Complete mounting hardware included.
- * 0.63-inch hookup wire included.



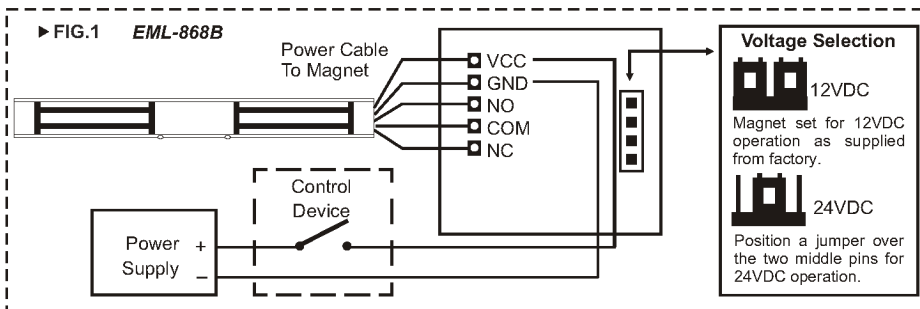
• DIMENSIONS:



Armature Plate



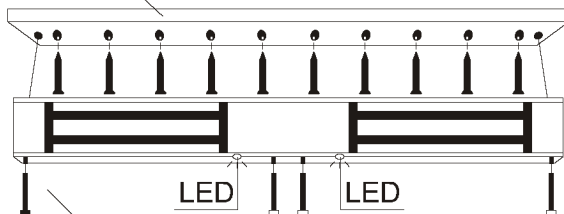
Specifications	EML868B
Power	12VDC or 24VDC
Magnet Size	9 3/8 x 1 1/10 x 2 1/10 in. (238 x 28 x 53 mm)
Armature Size	7 3/10 x 9/20 x 1 1/8 in. (185 x 12 x 46 mm)
Holding Force	616 lb. (280kg)
Current Drain	450mA @ 12VDC
Voltage Tolerance	± 10%
Housing	Aluminum
Temperature	14° ~ 131°F (-10° ~ 55°C)
Weight	3.05kg 6.7lb



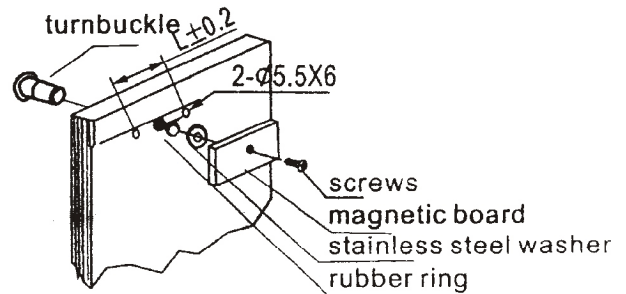
Indication of LED:	
Green light	Door open
Red light	Door lock

Safaty mode:	
Power on	Locked
Power cut	Open

Installation board



Connection screws
(already put inside the body of the lock)



* The information contained herein is believed to be correct, but no guarantee for accuracy, completeness DSW Electronics Ltd. reserves the right to make changes without notification.